

*Performing Arts Center
San Luis Obispo
Christopher Cohan Center*



PERFORMING
ARTS
CENTER
San Luis Obispo

***TECHNICAL INFORMATION
HANDBOOK***

(version 13.1)

October 2016

Page 1

*Performing Arts Center
Technical Services Department
San Luis Obispo, California*

**Technical Information Handbook
ver 13.1
Table of Contents**

General Information

Location / Directions 3
Parking3
UPS/Fed Ex/USPS Deliveries.....3

Technical Information

Loading dock.....4
Stage 4
Rigging4
Fly Line Schedule 5
Soft Goods 6
Rugs.....6
Stage Equipment
 Dance Floor, Risers, Pianos.....6
Electrics7
Lighting Instruments.....8
Projectors and Screens.....8
Sound.....9
Microphones, Communication10
Front of House Mix Position.....10
Phones.....11
Dressing Rooms.....11

Policies.....12
Harman Hall Electronic Orchestra Shell.....14

Diagrams and Floor Plans

Cohan Center Facility Overview.....15
Harman Hall Overview.....16
Harman Hall Section View.....17
Harman Hall Front of House Mix Position...17
Harman Hall Proscenium.....18
Harman Hall Downstage Rigging Points.....18
Harman Hall FOH Rep Plot.....19
Dressing Room Plan.....20

Pavilion

Pavilion Dimensions.....21
Pavilion Rep Plot and specs.....22
Pavilion Electrical Connections.....23

**Performing Arts Center
1 Grand Ave
San Luis Obispo, CA. 93407-0441**

Directions to Cal Poly Campus

The Christopher Cohan Center is located on the Cal Poly campus.

From US Hwy 101 Northbound:

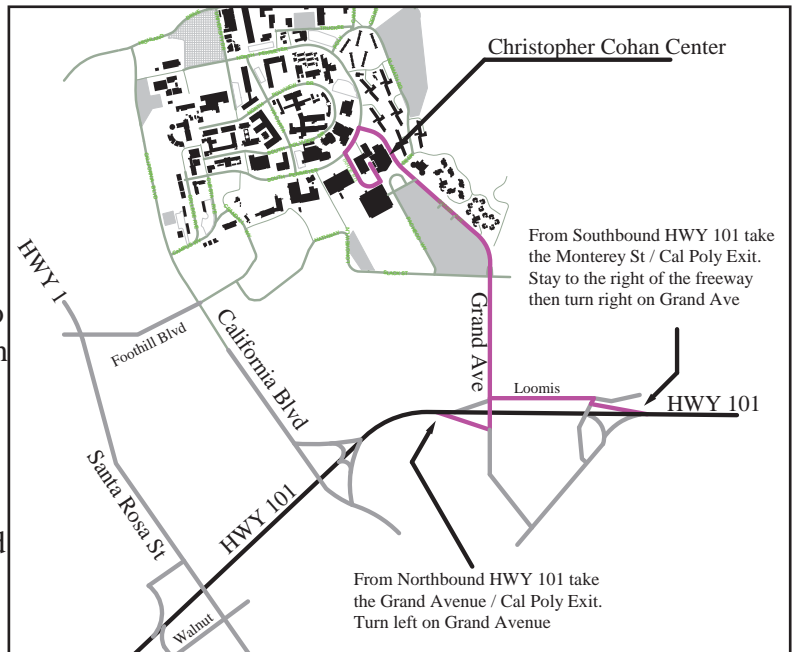
Take the “Grand Avenue—Cal Poly” exit and turn left at Grand Avenue (go under the freeway).

From US Hwy 101 Southbound:

Take “Monterey Street—Cal Poly” exit and stay to the right of the freeway to Grand Avenue, then turn right (away from the freeway).

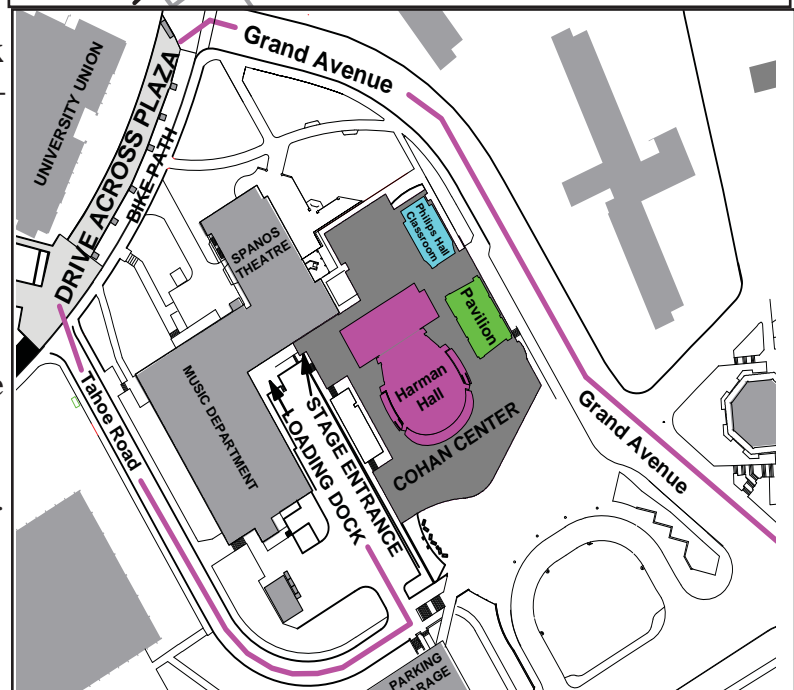
From Hwy 1 (Hearst Castle, Cambria, Morro-Bay, etc.):

Drive to Hwy 101 and get on Northbound HWY 101(right at Walnut). Stay right, and exit at “Grand Avenue—Cal Poly”.



Directions to Cohan Center loading dock

- Follow the above directions to the Cal Poly Campus and Grand Avenue
- Follow Grand Avenue to the stop sign at Perimeter Rd.
- **TURN LEFT AT PERIMETER ROAD GOING OVER THE RED PAVERS ON THE ONE LANE ACCESS ROUTE ACROSS THE PLAZA (NOTE: Ignore the sign that says right turn only.)**
- Turn LEFT on Tahoe Road. Go to the end.
- Park in a marked space or the large loading dock.
- Display campus permit AND dock pass (obtain from Stage Manager inside).



Parking

All campus parking regulations are strictly enforced by University Police year-around. All vehicles require a campus parking permit Monday through Thursday from 7:00 am to 10:00 pm and Friday from 7:00 am to 5:00 pm. Parking at the loading dock always requires an additional Loading Dock Pass.

UPS/Fed Ex/USPS Deliveries

All UPS, Fed Ex and Postal Service deliveries sent to the Cohan Center are first delivered to Cal Poly Distribution Services Warehouse and then transported to the Cohan Center usually on the afternoon of delivery. No deliveries are received on weekends or campus holidays.

Performing Arts Center
Technical Services Department
San Luis Obispo, California

Technical Information

Loading Dock:

The loading dock can accommodate 3 trucks and a tour bus. Additional buses may be parked in front of the trucks. The dock is 4' high. We have 2 dock plates. There is slight incline (2' rise in 30 feet) from the dock to the roll-up door entrance (8-foot wide x 14-foot high) which opens to a service hallway 12-foot wide x 14 feet high. Stage access is via a 16-foot wide door upstage center. There is also a long handicap ramp from pavement up to the loading dock.

Dock Door.....	14'h X 8' w
Upstage Hallway.....	14'h X 12' w
Dock to Stage.....	90'
Stage Door.....	14'h X 16' w
Shore Power.....	200amp main with 2-NEMA 14-50, 2-NEMA 10-50, 20amp NEMA 5-20

Stage:

Sprung Wood Floor, with Masonite Covering

Proscenium Opening.....	49' -9" Wide
	25' 10" high at center, 22' 10" high at sides
Apron to Plaster Line.....	11' 8" center, 9' -8" sides
Lift 1 to Plaster Line.....	24' 6"
Lift 2 to Plaster Line.....	39' 6"
Pit Depth.....	9' -6" (Spiralift, infinitely adjustable)
Plaster Line to Back Wall.....	39'
Plaster Line to column face	37' -3"
Centerline to Stage Right.....	44' 9"
Centerline to Stage Left.....	49' 3"
Stage Floor to Pinrail.....	33'
Stage Floor to Loading Bridge.....	62'
Stage Floor to Grid.....	70'
Stage Floor to Loft Beams.....	78' -8"

Rigging:

Single Purchase, Counterweight System, On T-Track Guides

Please see line schedule for exact spacing.

Batten High Trim	66'
Batten Low Trim	4'
Batten Length	60' (cyc pipe 70')
Batten Arbor Length	12'
Batten Arbor Capacity	2000 lb.
Electric High Trim	41' [NOTE: THIS IS A HARD STOP]
Electric Low Trim	4'
Electric Length	60'
Electric Arbor Length	16'
Electric Arbor Capacity	3000 lb.

Firewall: The Firewall path shall remain clear of obstructions.

Christopher Cohan Center
San Luis Obispo, California

Show:
 Date:

Max Out Trim	Lineset Type	Line #	Distance From Previous Set	Distance From Plaster Line	House Setup	This Show	Weight	Notes:
	Firewall			0"		The firewall path shall remain clear of obstructions		
Grid (68')	Single Pipe	1	Not Much	10"	FREE SET (inside smoke pocket)	Not recommended for flying curtains or scenery		pipe = 53' 6" length
Grid (68')	Single Pipe	2	5"	1'-3"	Guillotine MAIN / Valance	Guillotine MAIN / Valance		
Grid (68')	Single Pipe	3	6"	1'-9"	Tormentors - TRAV Act	Tormentors - TRAV Act		
Grid (68')	Single Pipe	4	10"	2'-7"	Scrim			
Grid (68')	1' Truss Pipe	5	6"	3'-1"	FREE SET			
41'	4' Truss Pipe	6	8"	3'-9"	# 1 Electric (High Trim 41')	# 1 Electric (High Trim 41')	# 1 Electric (High Trim 41')	
Grid (68')	1' Truss Pipe	7	6"	4'-6"	FREE SET			
Grid (68')	1' Truss Pipe	8	6"	5'-0"	FREE SET			
Grid (68')	Single Pipe	9	6"	5'-6"	Movie Screen (Front projection)			40'x22'-6"
Grid (68')	1' Truss Pipe	10	6"	6'-0"	FREE SET			
Grid (68')	Single Pipe	11	6"	6'-6"	FREE SET			
Grid (68')	1' Truss Pipe	12	6"	7'-0"	Batten speakers for Meyer Constellation System Electronic Orchestra Shell			
	Ladder	13			#1 Ladder	#1 Ladder		
Grid (68')	1' Truss Pipe	14	12"	8'-0"	#1 Border			
Grid (68')	Single Pipe	15	6"	8'-9"	#1 Legs -TRAV			
Grid (68')	1' Truss Pipe	16	6"	9'-3"	FREE SET			
Grid (68')	Single Pipe	17	6"	9'-9"	FREE SET			
41'	4' Truss Pipe	18	6"	10'-9"	#2 Electric (High Trim 41')	#2 Electric (High Trim 41')	#2 Electric (High Trim 41')	
Grid (68')	Single Pipe	19	6"	11'-8 3/4"	FREE SET			
Grid (68')	1' Truss Pipe	20	6"	12'-3"	FREE SET			
Grid (68')	Single Pipe	21	6"	12'-9"	FREE SET			
Grid (68')	1' Truss Pipe	22	7"	13'-4"	FREE SET			
Grid (68')	1' Truss Pipe	23	5"	13'-9"	FREE SET			
	Ladder	24			#2 Ladder	#2 Ladder		
Grid (68')	1' Truss Pipe	25	9"	14'-8"	#2 Masking Border			
Grid (68')	Single Pipe	26	9"	15'-3"	#2 Legs -TRAV			
Grid (68')	Single Pipe	27	10"	16'-1"	FREE SET			
Grid (68')	1' Truss Pipe	28	6"	16'-7"	FREE SET			
41'	4' Truss Pipe	29	8"	17'-3"	# 3 Electric (High Trim 41')	# 3 Electric (High Trim 41')	# 3 Electric (High Trim 41')	
Grid (68')	Single Pipe	30	17"	18'-8"	FREE SET			
Grid (68')	1' Truss Pipe	31	9 1/4"	19'-5 1/4"	FREE SET			
Grid (68')	Single Pipe	32	9 1/4"	20'-2 1/2"	FREE SET			
Grid (68')	1' Truss Pipe	33	5 3/4"	20'-8 1/4"	FREE SET			
Grid (68')	Single Pipe	34	5 3/4"	21'-2"	# 3 Masking Border			
Grid (68')	1' Truss Pipe	35	8"	21'-10 1/2"	FREE SET			
	Ladder	36			#3 Ladder	#3 Ladder		
Grid (68')	Single Pipe	37	10"	22'-8 1/2"	#3 Legs - TRAV			
Grid (68')	Single Pipe	38	9"	23'-6 1/2"	FREE SET			
41'	4' Truss Pipe	39	14"	24'-8 1/2"	# 4 Electric (High Trim 41')	# 4 Electric (High Trim 41')	# 4 Electric (High Trim 41')	
Grid (68')	1' Truss Pipe	40	12"	25'-8 1/2"	FREE SET			
Grid (68')	Single Pipe	41	6"	26'-2 1/2"	FREE SET			
Grid (68')	1' Truss Pipe	42	7 1/4"	26'-9 3/4"	FREE SET			
Grid (68')	1' Truss Pipe	43	7 1/2"	27'-5 1/4"	#4 Masking Border			
	Ladder	44			#4 Ladder	#4 Ladder		
Grid (68')	Single Pipe	45	15 1/4"	28'-8 1/2"	#4 Legs - TRAV			
Grid (68')	1' Truss Pipe	46	6"	29'-2 1/2"	FREE SET			
Grid (68')	Single Pipe	47	6"	29'-8 1/2"	FREE SET			
41'	4' Truss Pipe	48	12"	30'-8 1/2"	#5 Electric (High Trim 41')	#5 Electric (High Trim 41')	#5 Electric (High Trim 41')	
Grid (68')	Single Pipe	49	12"	31'-8 1/2"	FREE SET			
Grid (68')	1' Truss Pipe	50	6"	32'-2 1/2"	FREE SET			
Grid (68')	Single Pipe	51	6"	32'-8 1/2"	FREE SET			
Grid (68')	1' Truss Pipe	52	5 1/2"	33'-2"	FREE SET			
Grid (68')	1' Truss Pipe	53	6 1/2"	33'-8 1/2"	FREE SET			
Grid (68')	1' Truss Pipe	54	6"	34'-2 1/2"	FREE SET			
Grid (68')	1' Truss Pipe	55	6"	34'-8 1/2"	Blackout /TRAV			
Grid (68')	1' Truss Pipe	56	6"	35'-2 1/2"	FREE SET			
Grid (68')	Single Pipe	57	6"	35'-8 1/2"	Cyclorama (White)			

37' - 3" Back wall column face 39' to back wall

Please check with staff before assigning flies for your show.

Notes: Plaster Line (0'-00") is safety curtain line (masonite joins hardwood floor).
 All battens are 60-foot with 6 pickups except Torms & Cyc (70-foot), and line set 1 (53' 6").
 Grid Top is 70-feet; Low Trim is 4-feet. Loading Bridge is at 62-feet.
 Soft Goods are 30-feet high. All legs are full-stage travellers.
Electrics high trim is 41-feet. Cannot be altered.

Fly Schedule 15 rev 2/28/13

***Performing Arts Center
Technical Services Department
San Luis Obispo, California***

Soft Goods:

Main Teaser Cherry Red 30'h X 60'w (Doubles As Guillotine Main)
Main Drape Cherry Red 30'h X 60'w (Full Width Traveler)
Masking Borders Black 12'h X 90'w (Qty 4)
Legs Black 30'h X 32'6" w (QTY 4 sets- 2 per set) (Full stage width travelers)
Auxiliary Legs Black 30'h X 15'w (16-oz Commando) (Qty 6)
Auxiliary Legs Black 30'h X 15'w (Duvateen) (Qty 8)
Gold Lamé 32'h X 60'w (Full Width Traveler)
Speaker's Curtain White 32'h X 60'w (Full Width Traveler)
Metallic Silver/Black Bouclé 32'h X 60'w (Full Width Traveler)
Navy Blue Satin 32'h X 60'w (Full Width Traveler)
Sharkstooth Scrim Black 30'h X 60'w (QTY 3)
Sharkstooth Scrim White 30'h X 60'w
White Bounce 30'h X 60'w
White CYC (seamless) 35'h X 65'w
White CYC (seamless) 30'h X 60'w
White CYC (with seams) 35'h X 65'w
Zetex Black Fire Borders 3'h X 54' wide (QTY 5)

Rugs:

Pit Carpet Black Fitted to Lift 1 - Orchestra Pit
Beige Rugs 12' x 20' (Qty 2)
Drum Rugs black 8' x 8' (Qty 2)

Stage Equipment:

Dance Floor

Harlequin Cascade (Covers from edge of apron to upstage wall and 60' wide)

Risers: Wenger Versalite Portable Staging

4' x 8' platforms (QTY 30)	4' x 4' platforms (QTY 6)
6" legs (QTY 120)	12" legs (QTY 204)
18" legs (QTY 144)	24" legs (QTY 204)
30" legs (QTY 120)	36" legs (QTY 196)

Wenger Step Units 2-steps for 24" rise (QTY 4)
Wenger Step Units 4-steps for 40" rise (QTY 2)
Wenger Tourmaster Choral Riser 4 steps with back rails (QTY 10)
Wenger Legacy Acoustic Shells (QTY 9)

Pianos:

2- 9-foot Steinway "D" Concert Grand Pianos
1- Yamaha U3 upright piano
1- Yamaha P2 upright piano

Forbes Pipe Organ: Opus 129 designed and built by CB Fisk Inc. - 38 voices, 48 ranks, 2,767 pipes

Performing Arts Center
Technical Services Department
San Luis Obispo, California

Electrics

Road Power1- 400 Amp 3 Phase (120/208) Cam-lok located stage left
1- 400 Amp 3 Phase (120/208) Cam-lok/tails located stage left
1- 175 Amp 3 phase (120/208) Cam-lok located up stage right

NOTE: Power cable from service must meet code: 4/0 from 400amp service and 2/0 from 200amp service.

House Power Cable (5 wire cam-lok).....2x25'-4/0 cables, 1x10'-4/0 cables, 2x25'-2/0 cable.

Control ConsoleETC EOS with one 2x20 fader wing
Auxiliary Consoles.....ETC ION with two 2X10 fader wings

Data DistributionDMX Splitter stage left, outputs at every electric and FOH position
sACN (Streaming Architecture Control Network) throughout venue.

Dimmer TypeETC Sensor
Number Of Stage Dimmers560
Wattage Of Stage Dimmers2,400 Watts
Voltage of Stage Dimmers115V 60Hz

Location Of Circuits:

Electrics

Electric #1 56 Stage Pin circuits & 4-20 amp non-dim Edison circuits
Electric #2 38 Stage Pin circuits & 4-20 amp non-dim Edison circuits
Electric #3 32 Stage Pin circuits & 4-20 amp non-dim Edison circuits
Electric #4 38 Stage Pin circuits & 4-20 amp non-dim Edison circuits
Electric #5 32 Stage Pin circuits & 4-20 amp non-dim Edison circuits

Ladders

S/R 4 Ladders
S/L 4 Ladders
Each ladder contains 12 Stage Pin circuits & 1-20 amp non-dim Edison circuit

Floor Pockets

S/R 5 pockets
S/L 5 pockets
Each pocket contains 3 Stage Pin circuits & 1-20 amp non-dim Edison circuit

Cyc Pockets

Upstage 9 pockets
Each pocket contains 4 Stage Pin circuits & 1-20 amp non-dim Edison circuit

Grid Drops 12 circuits on Socapex located at SL pin rail

Drop Boxes 2 -- 12 Stage Pin circuit drop boxes/Socapex connectors

Balcony Rail 32 Stage Pin circuits & 8-20 amp non-dim Edison circuit

Ante Proscenium #1 32 Stage Pin circuits & 6-20 amp non-dim Edison circuit

Ante Proscenium #2 32 Stage Pin circuits & 6-20 amp non-dim Edison circuit

Ante Proscenium Ctr Ring 16 Stage Pin circuits & 6-20 amp non-dim Edison circuit

Pit Lift #1 8 Stage Pin circuits

Pit Lift #2 8 Stage Pin circuits

Trap Pit 12 Stage Pin circuits

Performing Arts Center
Technical Services Department
San Luis Obispo, California

Lighting Instruments

ETC Source Four	MGD Max 5000 fogger.....1
5 Degree12	Chroma-Q Color Changers M114
10 Degree30	Chroma-Q Color Changers Mk216
19 Degree68	Rosco ImagePro image projector.....4
26 Degree77	Rosco single gobo rotators3
36 Degree52	Rosco double gobo rotators.....2
50 Degree42	Mirror ball 18".....1
Strand Fresnels	Accessories
6" 1kw30	S4 Iris.....12
8" 2kw40	Top Hats S4.....16
Altman PAR 6458	Half Hats S4.....20
Total Fabrication PAR 646	Barn Doors 6".....30
WFL par lamps.....64	Barn Doors 8".....40
MFL par lamps.....64	Donuts S4.....40
NSP par lamps.....64	Gobo holders A size.....19
VNSP par lamps.....64	Gobo holders B size.....70
ETC Source 4 PAR64	Floor Stands.....24
WFL S4 par lens.....64	Boom Bases.....14
MFL S4 par lens.....64	Boom Side Arms.....64
NSP S4 par lens.....64	Lighting Consoles:
VNSP S4 par lens.....64	ETC EOS
ETC ColorSource PAR.....22	One 2x20 fader wing
Wide, Med. & Narrow oval lenses...22	ETC ION
Martin	Two 2x10 fader wings
MAC 2000 Profile.....25	Personnel Lifts:
MAC III Profile.....6	JLG AXCESSOR 20 DVL
MAC 401 Dual RGB Zoom.....4	25'6" Working Height
Vari*Lite	19'6" Platform Height
VL 3500Q Spot (see FOH plot).....4	Motorized Drive
Selecon Pacific Zoom 23-50.....4	Handy Herman III Model 24D
ACL Bar (4 PAR64) 6	30' Working Height
Strand Iris Cyclights, 2-Cell, (1kw lamps)...12	24' Platform Height
Altman MR-16 strip lights, 6-foot X 3-circuit... 8	Projectors and Screens
(38 degree 75W)	Panasonic 7,000 lumen projector.....1
Strong Xenon Super Trouper	12' x 21'4" front or rear projection screen.....1
2000w Long Throw Follow Spot.....4	40' x 22'-6" front projection screen.....1
[Spot Booth Throw Distance....120 feet]	Barco DP2K-23B (in light booth).....1
Dataflash AF1000 4	
DF-50 Hazer 1	

*Performing Arts Center
Technical Services Department
San Luis Obispo, California*

Sound

SOUND LEVELS: Maximum sound level not to exceed 95db.

Harman Hall Front of House Sound System

FOH Console: Yamaha PM5D-RH V2

Digital mixing console with recallable mic preamps.

Each input channel has 4-band eq, high pass filter, compressor, gate & delay

Internal processing includes 8-efx processors, 12-31 band eq's

Outboard Processing:

Lexicon 480L

Harman Hall Front of House Speakers:

Speaker management: Meyer Galileo 616

Zones: Left & Right Line Arrays/floor/balcony, Front fill-floor, ALS/dressing rooms/lobbies

Left and right Line Arrays (per array)

1-Meyer 600HP Sub (2x15")

11-Meyer Mica (2-1.2" & 2-10")

Left and right Floor (per side)

2-Meyer UPQ-2P (1.5" & 15")

1-Meyer 600-HP sub (2x15") 2 additional subs per side can be added

Front Fill.....8-Meyer UP-4XP (1-1" & 2-4")

Balcony Fill.....6-Meyer UP Junior (1-2" & 1-8")

Playback/Record

Tascam CDRW2000

Sony MDS E10 Mini-disc recorder

Numark CDN77USB Dual USB and MP3/CD player

SplittersWhirlwind 3-way stage splitter with Jensen transformers

Whirlwind 2-way recording booth splitter with Jensen transformers

DistributionWhirlwind Medusa series stage boxes & snakes

Monitor System

MON Console: Yamaha PM5D-RH V2

Digital mixing console with recallable mic preamps.

Each input channel has 4-band eq, high pass filter, compressor, gate & delay

Internal processing includes 8-efx processors, 12-31 band eq's

Speakers JBL 4890 Low-Profile Bi-amped Wedges (1.5"/ 14") (QTY 17)

Sidefills-JBL 4892 mid/high (1.5"/ 14") with JBL 4893 lows/subs (2x14")

Amplifiers JBL MPA Series

*Performing Arts Center
Technical Services Department
San Luis Obispo, California*

Microphones:

AKG

C-414B-TLII.....10
C480 preamp.....7
C480 Capsules
 CK61 cardioid.....2
 CK62 omni.....2
 CK63 hypercardioid.....4
 Shotgun.....6
C3000 cardioid.....4
SE300B hyper cardioid.....2
D 112.....1
D3900.....5

Beyer 88.....6

Countryman DI.....13

Countryman E6i earset mic.....7
 B2D lavalier mic.....4

Crown PCC 160.....4

DPA SMK4060 omni.....2

Neuman KMS 105.....4

Radial

JDI passive DI.....2
JPC stereo PC DI.....3
J48 active DI.....4
J48 stereo active DI.....2
PRO AV-1 multimedia DI.....3
PRO AV-2 multimedia DI.....2

Stands:

14 Heavy round base microphone stands
26 Medium round base microphone stands
11 Short round base microphone stands
45 Boom arms
5 Tripod microphone stands
6 Shure A98KCS Horn clamps for SM98
20 Claws
6 Guitar stands
2 elec guitar stands

Front of House Mix Position:

Harman Hall has a permanent FOH mix position with a Yamaha PM5D-RH. To accommodate tour consoles our mixer can be removed leaving a heavy duty steel framed 10' X 4' table for the tour console to be placed on. If your console has to sit on top of your racks we can strike the 10' x 4' table leaving a 10'10" X 9'9" area for the tour equipment. Row S seats can be removed and tables can be placed to either side of the sound mix position for lighting boards, etc. A diagram of the mix position is located on page 17.

Rode NT-4.....1

Sennheiser

MDS 421.....9
441.....5
e609.....4
e604.....3

Shure

SM 57.....11	Beta 52a.....1
SM 58.....11	Beta 57a.....2
SM 81.....8	Beta 58a.....5
SM 86.....1	Beta 87c.....1
SM 87.....5	Beta 91a.....1
KSM 32.....3	Beta 98.....5

Shure Wireless System

UR4D+ UHF-R Receivers.....8
Hand Held transmitter body UR-2....8
KSM9 capsule.....8
Beta 87C capsule.....8
SM 58 capsule.....8
SM 87A capsule.....8
Bodypack transmitter UR-1.....8
 (Bodypacks have TA4M connectors)
MX 185 Cardioid Lavalier Mic.....8
WL184 Supercardioid Lavalier.....8
WL 50B Omni Lavalier.....8
Beta 53 Headset Mic.....8
Instrument Cables.....8

Communications

Intercom.....Clear-Com 4-channel wired throughout the facility.
10-digital wireless 2 channel CellCom belt packs
5-analog wireless Clear-Com belt packs.
Dry-line or interface for touring systems.

Performing Arts Center
Technical Services Department
San Luis Obispo, California

Dressing Rooms

Room 109 Green Room, with couches & rest room (stage right)
Room 110 1- station w/ rest room & shower (stage right)
Room 111 1- station w/ rest room (stage right)
Room 115 5-stations w/ rest room (upstage)
Room 117 19-stations w/ rest room & showers (up-stage)
Room 118 20-stations (upstage)
Room 119 19-stations (upstage)
Room 120 18-stations w/ rest room & showers (up-stage)
Room 121 4-stations w/ rest room
Each station is equipped with mirror, counter, lockable drawer & make up lights. Each dressing room contains a full length mirror. We also have 2 portable full length mirrors

PHONES

Making Calls

1. Outgoing
Press "7" to obtain an off-campus line. There is NO 2nd dial tone. Use a calling card ["O+" or 800] or call collect to numbers outside the local calling area. Within the PAC and on-campus, just dial the 5-digit number beginning with 6.
2. Computer/FAX
You may connect a FAX or modem to these lines. Note that most of our other lines are digital and will NOT work with analog phones, modems or faxes.
A broken or "beeping" dial tone will alert you to messages waiting. You can dial over this, but many FAX machines and modems will not sense this as a valid dial tone, so you may have to clear waiting voicemail before using your FAX or computer. Voice Mail can be turned off: Press #21#. To turn Voice Mail back ON: Press *21#.

Voicemail service.

• Call the voicemail access number - 6 6245. (From off-campus 756-6245). If you get a Cal Poly greeting, press #. If you are at a different phone, press * #. The password is the 5-digit telephone extension number.

While Listening to a message:

3 Erase/Delete + play next message
4 Skip to next message (this message stays "new").
6 Fast Forward a bit (66 or 666 for more)
7 Rewind a bit (77 or 777 for more)
PAUSE/Unpause
2 Copy
5 Mark to Keep & skip to next message (this message is now "played").
8 Hear the Date/Time stamp
9 EXIT

After listening to a message:

1 Reply
2 Copy
3 Erase/Delete + play next message
4 Skip to next message (this message stays "new").
5 Mark to Keep & skip to next message (this message is now "played").
7 Repeat last message from beginning
8 Hear the Date/Time stamp
9 EXIT

After ALL messages:

8 Listen to previously saved "played" messages [if any].
1 Send message to someone.
Remove sent message.
9 Exit

PHONE NUMBERS

Greenroom 109 phone: (805)756-7251
Dressing Room 110 phone: (805)756-6280
Dressing Room 111 phone: (805)756-6281
Dressing Room 115 phone: (805)756-6280
Founders Room 304 phone: (805)756-7132
High Speed Internet connection in all 5 rooms

Christopher Cohan Center Staff

Technical Staff Phone Numbers:

Stephanie Roberson (Tech Services Mgr) (805) 756-1410
Tim Seawell (Technical Coordinator) (805) 756-7245
Wes McKee (Call Steward) (805) 756-7247
Tom McPherron (Stage Technician) (805) 756-7248
Robb Albrecht (Stage Technician) (805) 756-6283
Nate Deack (Stage Technician) (805) 748-0328
Debby Mann (Special Event Coordinator) (805) 756-6595
Technical FAX (805) 756-7250

PAC Administration Phone Numbers:

Reception Desk (805) 756-7555
Chris Miller (Director) (805) 756-6557
Nancy Cochran (Front-of-House/Merch) (805)756-7234
Ryan Gruss (Ticket Office Supervisor) (805) 756-2790
Admin FAX 756-6088

Performing Arts Center
Technical Services Department
San Luis Obispo, California

Policies

ANIMALS PROHIBITED: Animals are not allowed for any reason except as an integral part of the show or service animals.

BALLOONS: No helium balloons are allowed in the Performing Arts Center.

BLOCKING OF HOUSE EGRESS: Due to fire regulations, no aisle or part of an aisle or Exit doorway shall be blocked in any manner.

CHAPERONING OF CHILDREN: Events incorporating groups of children must have adult supervision at all times in the performance and support areas. If the client does not provide adequate chaperones, additional PAC crew may be assigned at client expense.

CONTROL OF PREMISES: It is understood that no agreement with the client relinquishes PAC's right to control the management of the Facility and to enforce all necessary laws, rules and regulations. Client will afford the PAC staff the right to enter any part of the PAC at any time in the performance of their normal job duties.

CONTROL OF STAGE EQUIPMENT: No stage rigging, stage lighting or any other stage equipment can be used or changed without the prior approval of the PAC technical staff.

COPYRIGHT: Royalty payment and copyright clearance is the sole responsibility of the Client. Client must accept all responsibility for and absolve the PAC from any liability or expense arising out of the use of any composition, work or material covered by copyright.

DOORS: Doors to the auditorium open at half-hour. All pre-sets, sound and light checks must be completed before that time. Lobby doors open to the public at 1-hour.

DAMAGES: Damages to any PAC property or rental property as a result of an event are the exclusive financial responsibility of the Client, regardless of who caused the damage.

DRESSING ROOMS: Dressing rooms must be left in a neat and orderly fashion or a cleaning charge may be imposed.

DRAPERIES: Stage draperies may not be altered, pinned or taped. Removal or relocation must be under the supervision of PAC technical staff.

EJECTION: The PAC reserves the right to eject any objectionable person.

FIREPROOFING: All scenic materials brought in by client must be flameproofed and/or conform to the Uniform Fire Code. The

user must conform to University fire code regulations, which include but are not limited to:

1. All scenery and softgoods provided by user shall be flame-retardant treated or non-flammable in nature. Cardboard is NOT permitted.
2. No open flame or flammable fluids shall be used without appropriate State Fire Marshal permits. Pyrotechnics shall not be used without appropriate State Pyrotechnic permits and must be under direct supervision of a licensed pyrotechnician.
3. No scenery, drops, properties, decorations or other combustible effects shall be used unless treated for flame retardancy.
4. No obstructions shall be placed in the exitways (including auditorium aisles).
5. Operation of the fire curtain shall not be impaired (such as by scenery crossing the proscenium line).
6. No flammable materials such as bunting, tissue paper, crepe paper, etc. are permitted to be used for decorations. All other materials used for decorative purposes (banners, posters, etc.) must be flameproofed and be able to pass a Fire Department flame test. Oilcloth, tarpaper, sisal paper, nylon and certain other plastic materials cannot be made flame retardant and their use is prohibited. Exceptions require the advance written approval of the Fire Marshal, and may require additional safety measures.

FIRE ALARM: Clients and artists engaged by clients are required to shut down operations (i.e., sound & lighting systems) in the event of a fire alarm. All persons are required to evacuate the building. The fire alarm consists of strobe lights, a siren and voice announcements to evacuate.

FOG AND SMOKE: A technician will be posted at the fire panel when smoke detectors are bypassed to accommodate stage smoke or fog requirements of a show.

FLAME EFFECTS: Any open flame used in any performance or event will require a written permit from the State Fire Marshal.

FOOD & DRINK: No food or drink is allowed on the stage or in the auditorium at any time. Sports bottles or spill-proof mugs may be acceptable on stage. All catered food must be arranged through Campus Dining. Chewing Gum should be discarded before entering the stage.

LOADING DOCK: The loading dock is located on the west side of the PAC and is for loading and unloading of equipment. A limited number of vehicles may be allowed to park at the dock with prior approval on an as needed basis. Any vehicles parked at the dock must display a valid PAC Dock Pass in addition to any campus permits that may be needed, or they will be ticketed.

MEAL BREAKS: Meal breaks shall be scheduled for the PAC technical staff for lunch and dinner. Meal breaks shall be at least one half hour long.

NAILS & TACKS, ETC.: No client shall allow nails, tacks, stage screws, or similar material to be driven or placed in any part of the premises or equipment without the approval of the PAC technical staff. Repair of all damage is the financial responsibility of the client. Poster putty & tape are not permitted on the walls.

OUTSOURCE: Outside services and materials can be arranged for by the PAC as a convenience to the Client in accomplishing the needs of the show. Costs will be passed through to the client.

PROSCENIUM: Users may not alter, remove or attach to the wooden proscenium at any time.

PYROTECHNICS: No pyrotechnics will be allowed without the proper state permits and a licensed pyrotechnician. Client is responsible for all costs involved with procuring permits. Client is responsible for any damages arising out of use of pyro, such as burns to softgoods or dancefloor.

PUBLIC SAFETY: Client agrees that at all times he/she will conduct his/her activities with full regard for public safety, and will observe and abide by all applicable regulations and requests by duly authorized campus and governmental agencies responsible for public safety.

RECORDING SERVICES: Technical Services will facilitate any recording requests made by the client. However, it must be understood by the client that the performance spaces are not recording studios. Therefore, PAC does not guarantee the control of the performance spaces that would be inherent in a studio. Client warrants that all appropriate rights clearances and performance releases have been obtained.

RIGGING: Rigging shall be under the supervision of PAC Staff ONLY, with PAC crew as needed. All flown scenery will be inspected for safety and may be rejected for any cause by the PAC staff person in charge.

RULES: By contracting with the PAC, client agrees to be bound by all provisions in these rules. Client shall ensure that all participants are made aware of these Rules & Regulations and that they must abide by them.

SCENERY REMOVAL: All scenery, props, costumes, equipment, etc. belonging to the client must be removed by the client immediately following the final performance. All items not removed will be assumed to be trash and disposed of accordingly. There may be an additional charge levied to clean up and remove such debris. Subject to scheduling constraints, some items may be held for later pickup with prior technical department approval.

SCENERY STABILITY: Tall or unstable scenic pieces will be made stable before their use is permitted.

STORAGE. Storage is not available within the facility. Everything must be removed at the time of the loadout.

SECURITY OF VALUABLES: No lockbox is provided to clients of the performance spaces. It is suggested that anything valuable not be brought into the backstage area. Lockable drawers are provided in the dressing rooms.

SECURITY: Only those persons involved with the production are permitted backstage.

SMOKING POLICY: Smoking is not permitted anywhere in the buildings at the PAC.

STANDARDS OF CONDUCT:

1. All individuals have the responsibility to conduct themselves in a manner that is not sexually harassing to others. Sexual harassment will not be tolerated.
2. Any form of violence is unacceptable behavior and cause for removal or further action. This includes belligerence, physical violence and using obscene, abusive or threatening language.
3. Intoxication, whether from alcohol use or drugs, is a safety hazard and endangers everyone. Intoxicated persons will be suspended and/or ejected immediately.

STAFFING: All clients' production needs are coordinated through the the PAC's Technical Coordinator. All crews are assigned through the Call Steward. PAC Technical Services retains the right to determine the appropriate number of staff to service an event, and to name the specific personnel assigned.

SAFETY: Final approval or denial of potentially dangerous client equipment or processes rests with the Technical Services Manager. If a client's employee or volunteer is deemed unsafe in skill or manner by the supervisor or Technical Services Manager, such person may be required to leave the building. The Stage Manager may conduct a short safety meeting prior to a load-in covering basic safety considerations and rules. The client's employees & volunteers are required to attend the meeting, which will occur prior to the start of any work. It is the responsibility of the Client to familiarize themselves, their agents, volunteers and employees with the safety procedures and regulations governing all parts of the facility used by the Client. Center employees and guests may not be exposed to unsafe conditions, including excessive sound levels

SOUND LEVELS: User's event shall not exceed maximum sound decibel levels as established by the Performing Arts Center (maximum 95db measured at the mix position — all frequencies). The Performing Arts Center has the audience enjoyment of the performance and their safety to consider, therefore, PAC staff will have final responsibility to adjust house sound levels as necessary. Client contracts with artists shall have this clause made a part of the agreement.

TAPE: Tape is not allowed on any walls, doors or windows.

HARMAN HALL ELECTRONIC ORCHESTRA SHELL FOR THRUST STAGE ORCHESTRAS AND CHOIRS

The Meyer Constellation System creates an electronic shell for conductors and musicians to hear themselves better on stage. The system is composed of speakers and microphones suspended over the thrust stage on computer controlled motors which can be deployed when needed. Additional speakers are mounted in the proscenium, stage right and left walls and upstage batten. A scrim conceals the upstage speakers from view. The Constellation System is used with the thrust stage for orchestras and choirs. The system eliminates the need for choral shells. The speakers and microphones suspended over the stage are flown out to the ceiling when not in use.

Constellation System components:

16-DPA CSM4000 compact cardioid microphones suspended over the thrust stage.

20-Meyer Stella 8C speakers suspended over the thrust stage

4-Meyer UP-XP speakers wall mounted stage right

4-Meyer UP-XP speakers wall mounted stage left

4-Meyer UP-XP speakers mounted in the proscenium arch

6-Meyer UP-Junior speakers mounted on upstage batten

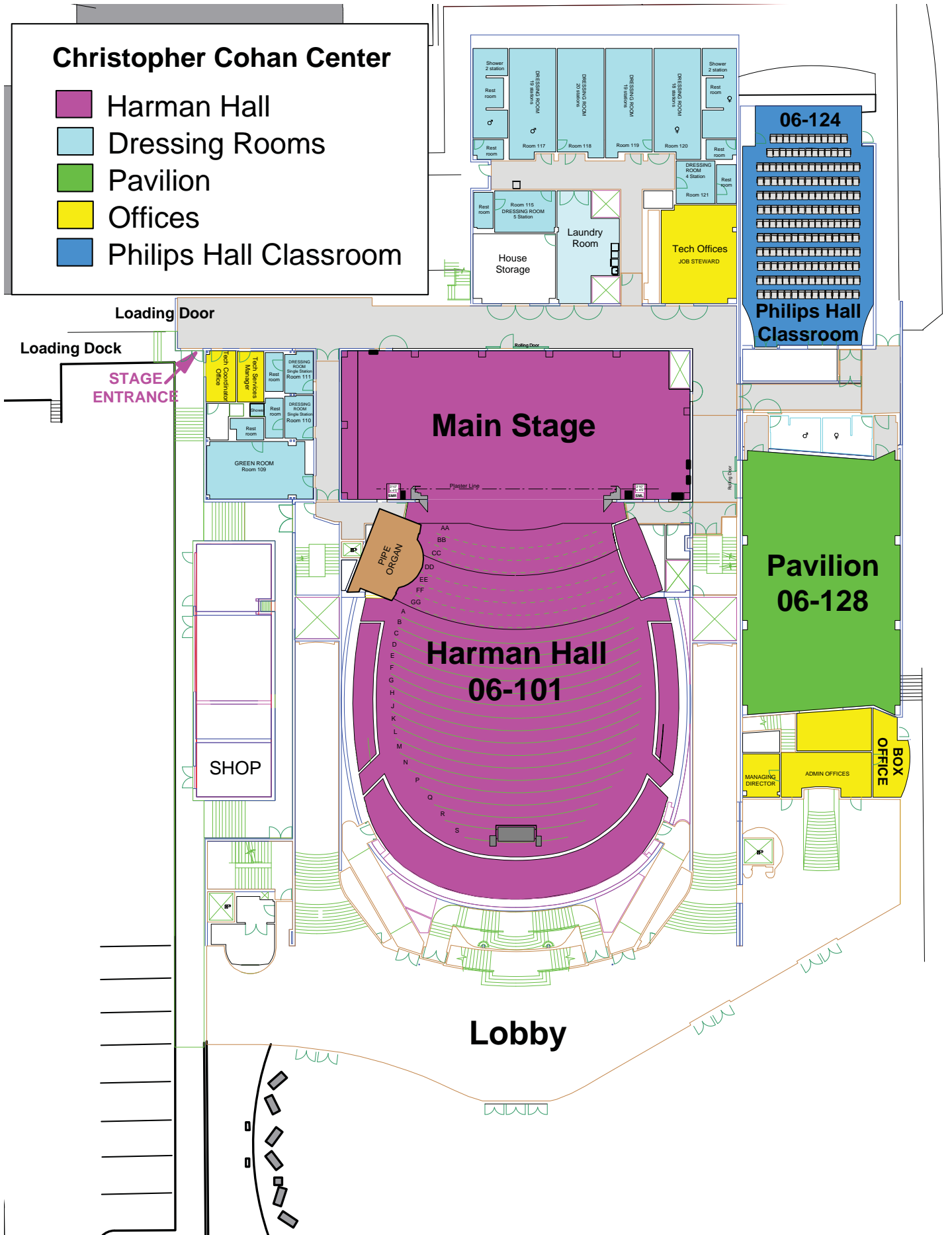
6-Meyer UMS-1P subs (2 stage right, 2 stage left, and 2 upstage)

Processing is done with 1-Meyer D-Mitri Core Processor and 1-Meyer D-Mitri VRAS Processor

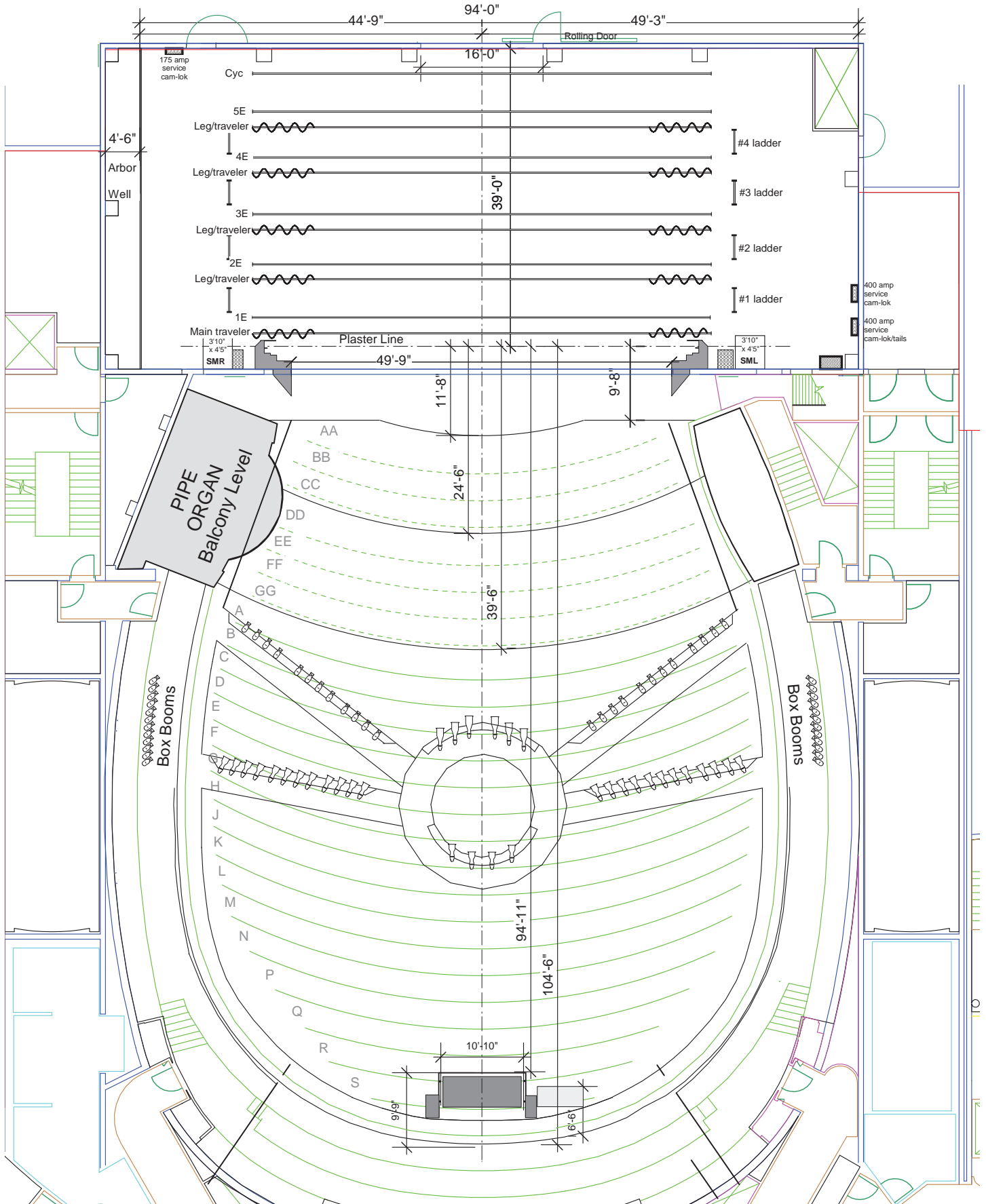


Christopher Cohan Center

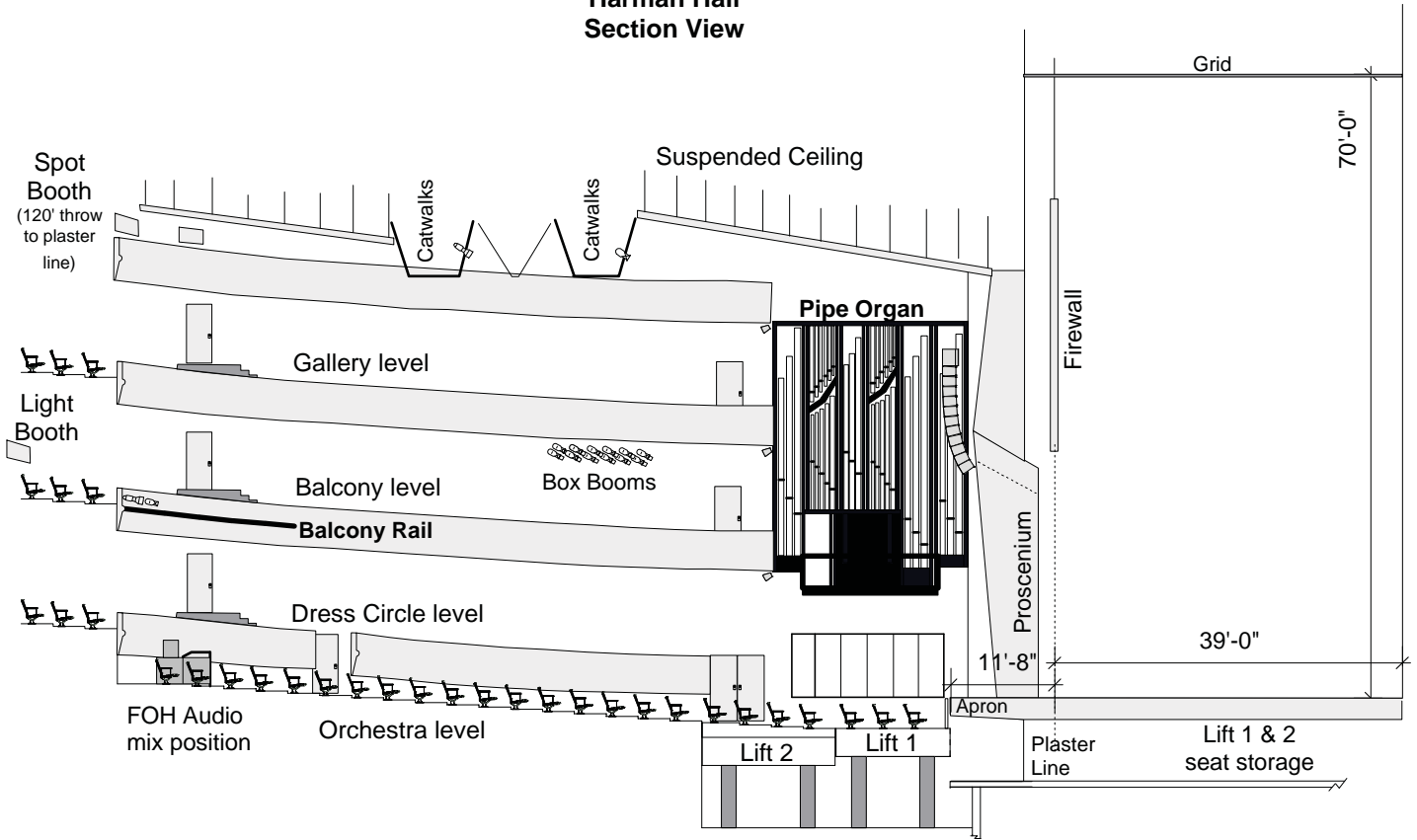
- Harman Hall
- Dressing Rooms
- Pavilion
- Offices
- Philips Hall Classroom



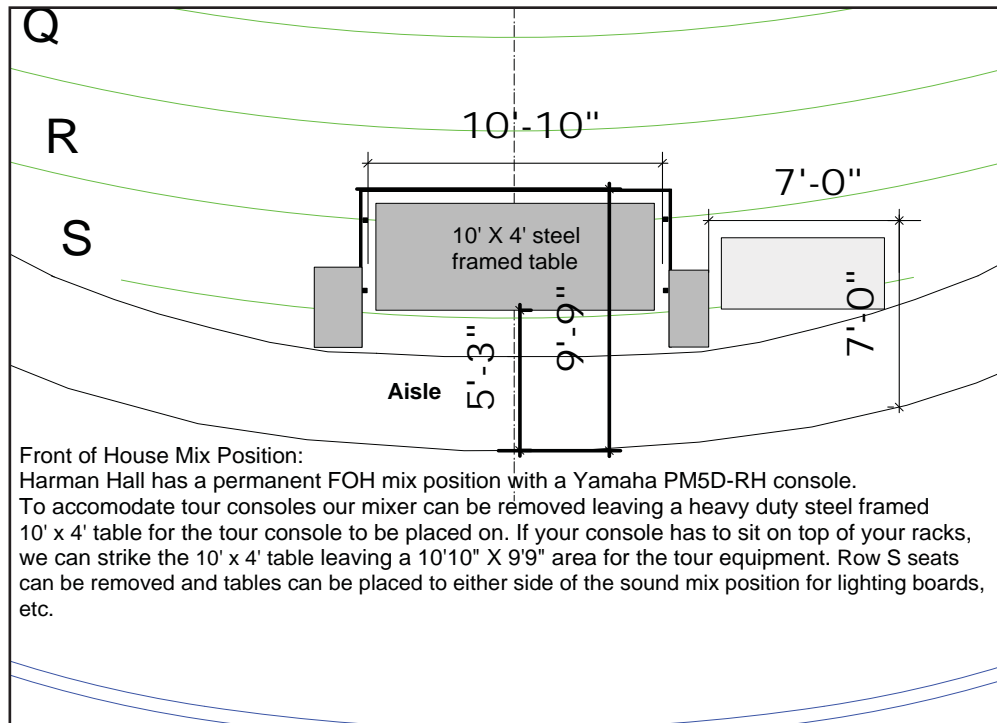
HARMAN HALL



Harman Hall Section View

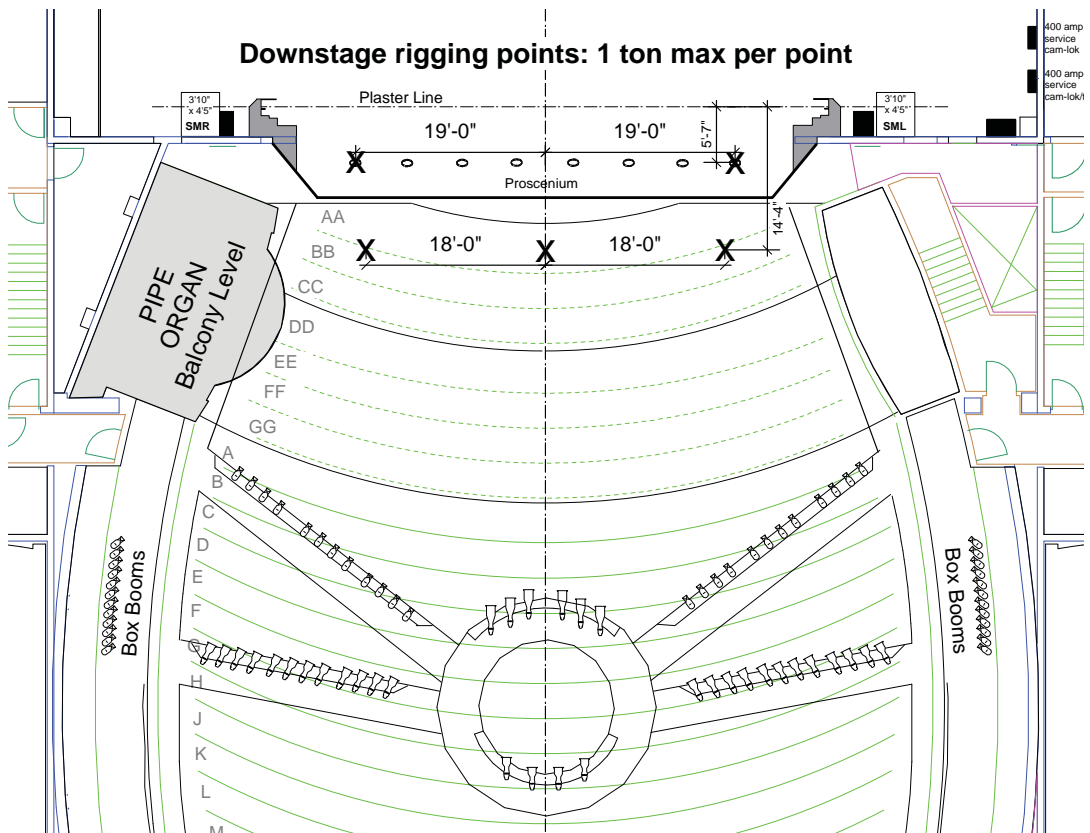
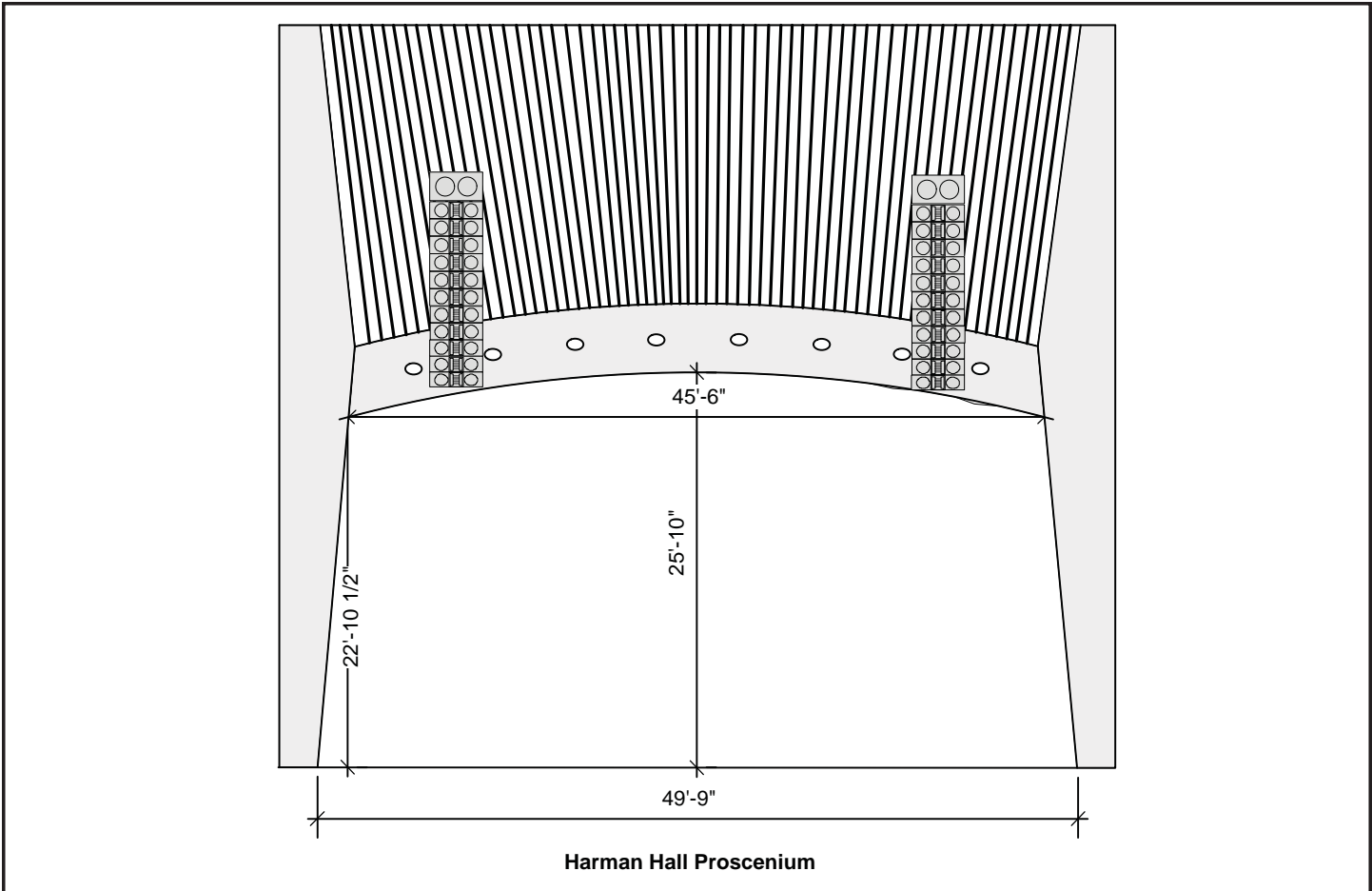


Spiral lifts in full seating position. With seats off lift 1 & 2 are independently adjustable from stage height to 9'6" below stage height




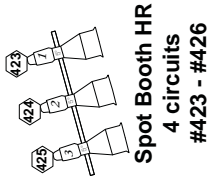
Front of House Mix Position:

Harman Hall has a permanent FOH mix position with a Yamaha PM5D-RH console. To accommodate four consoles our mixer can be removed leaving a heavy duty steel framed 10' x 4' table for the four consoles to be placed on. If your console has to sit on top of your racks, we can strike the 10' x 4' table leaving a 10'10" X 9'9" area for the four consoles. Row S seats can be removed and tables can be placed to either side of the sound mix position for lighting boards, etc.



Balcony Rail
32 circuits
#391 - #422

Note: Balcony Rail Pipe is 1.5" OD



Center Ring Back
8 circuits
#455 - #462

2nd AP HL
16 circuits
#463 - #478

1st AP HL
16 circuits
#503 - #518

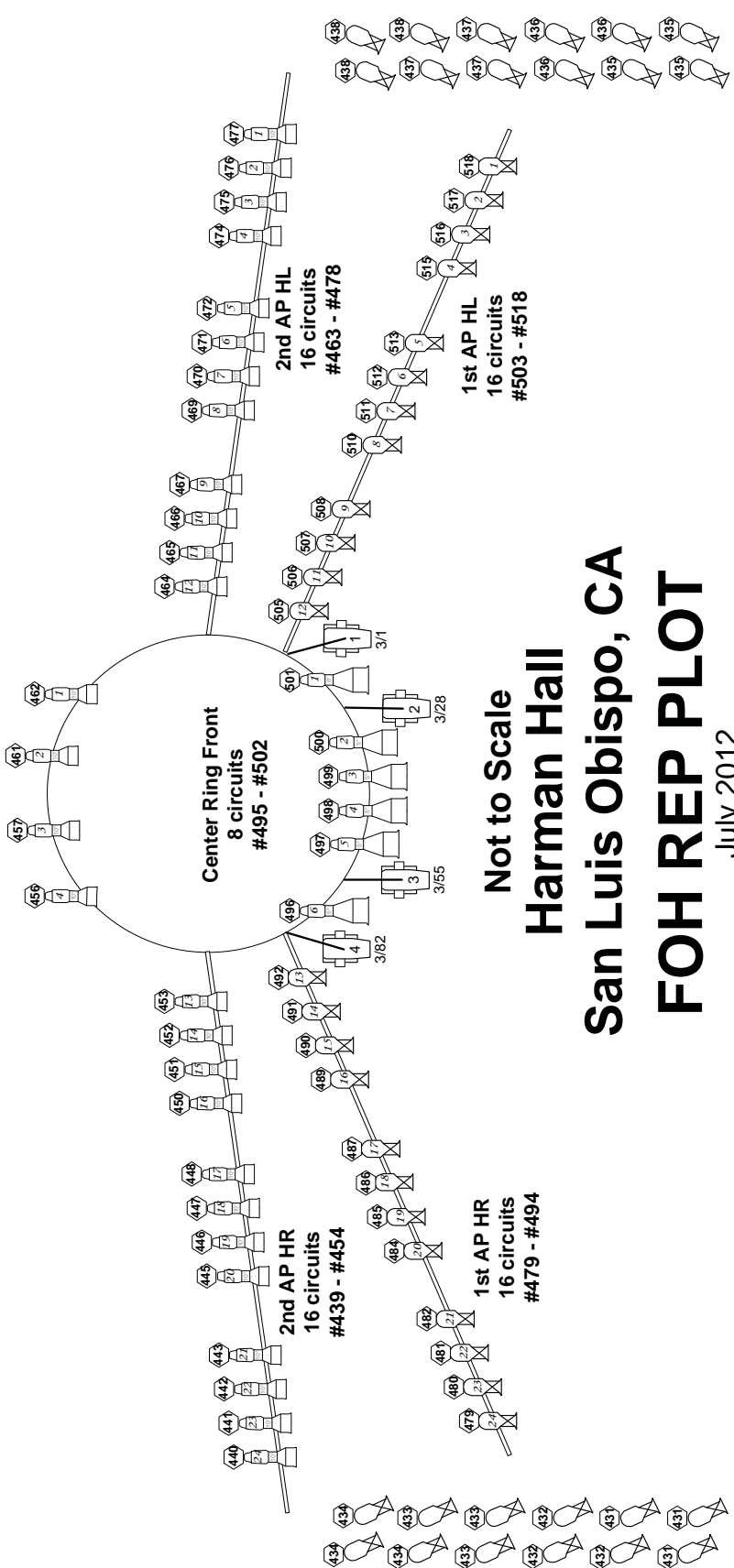
2nd AP HR
16 circuits
#439 - #454

Box Boom HR
4 circuits
#431 - #434

Center Ring Front
8 circuits
#495 - #502

1st AP HR
16 circuits
#479 - #494

Box Boom HL
4 circuits
#435 - #438



Not to Scale
Harman Hall
San Luis Obispo, CA
FOH REP PLOT
July 2012

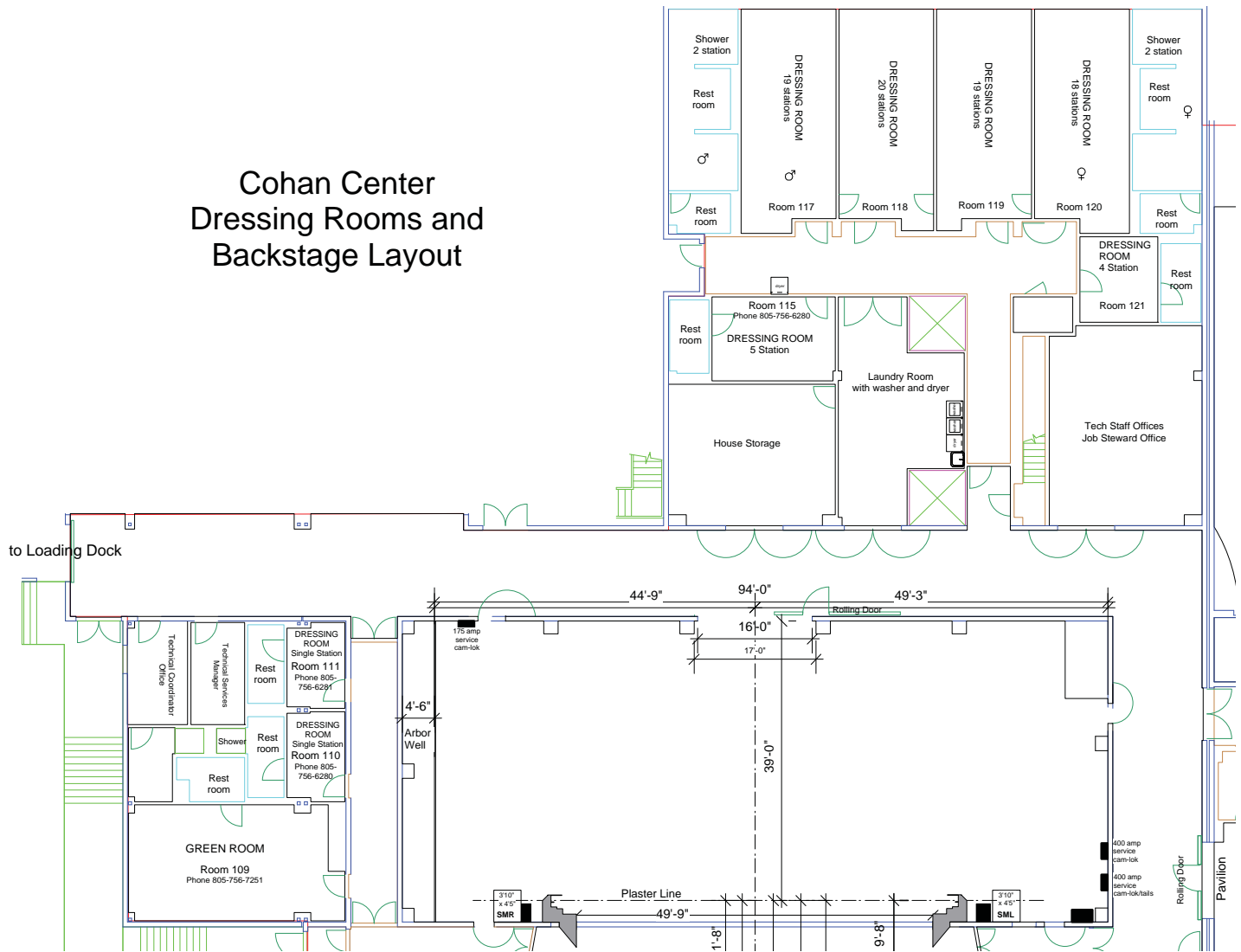
KEY

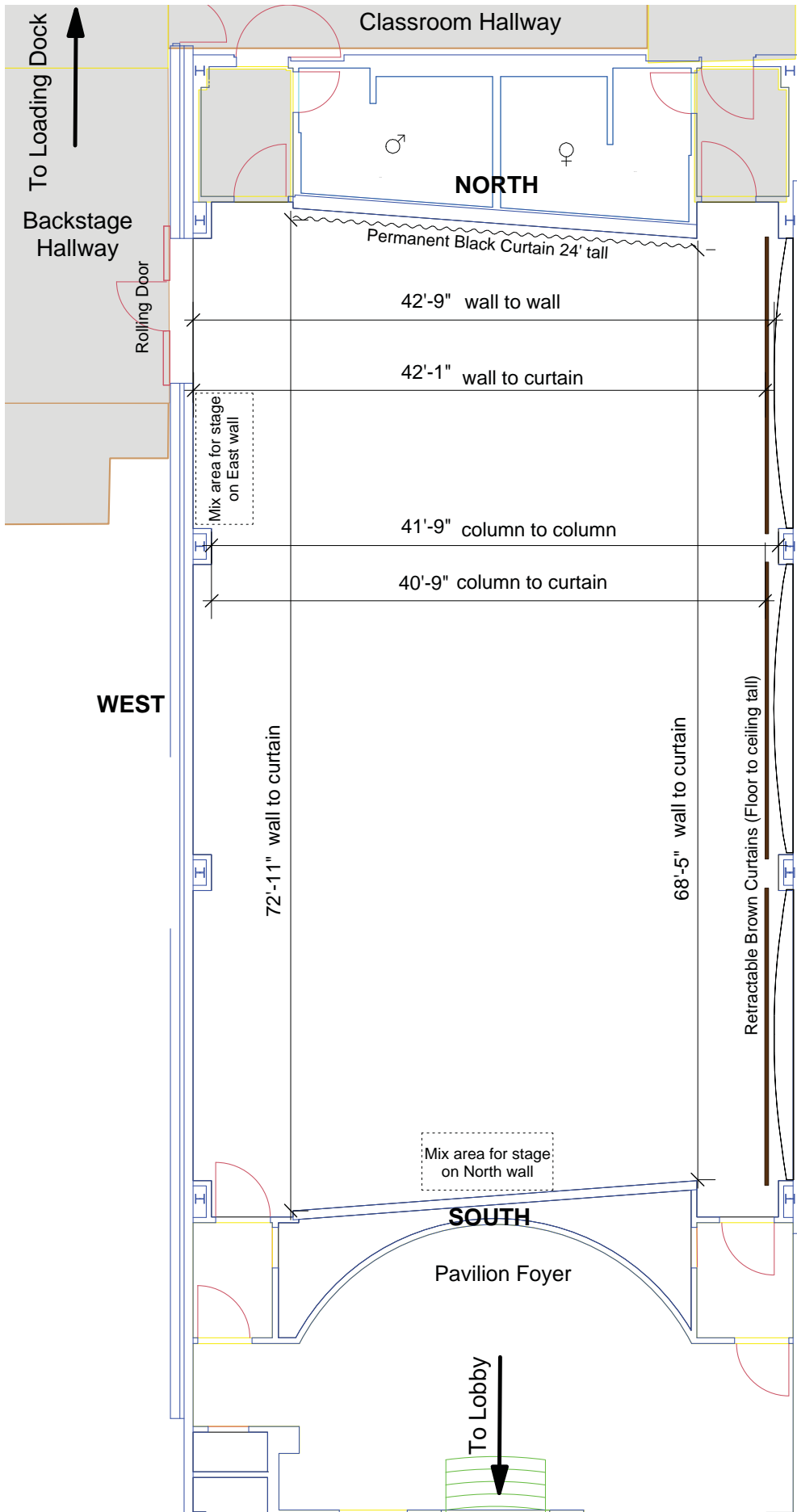
Dimmer Number
Unit Number

Varilite 3500Q Spot

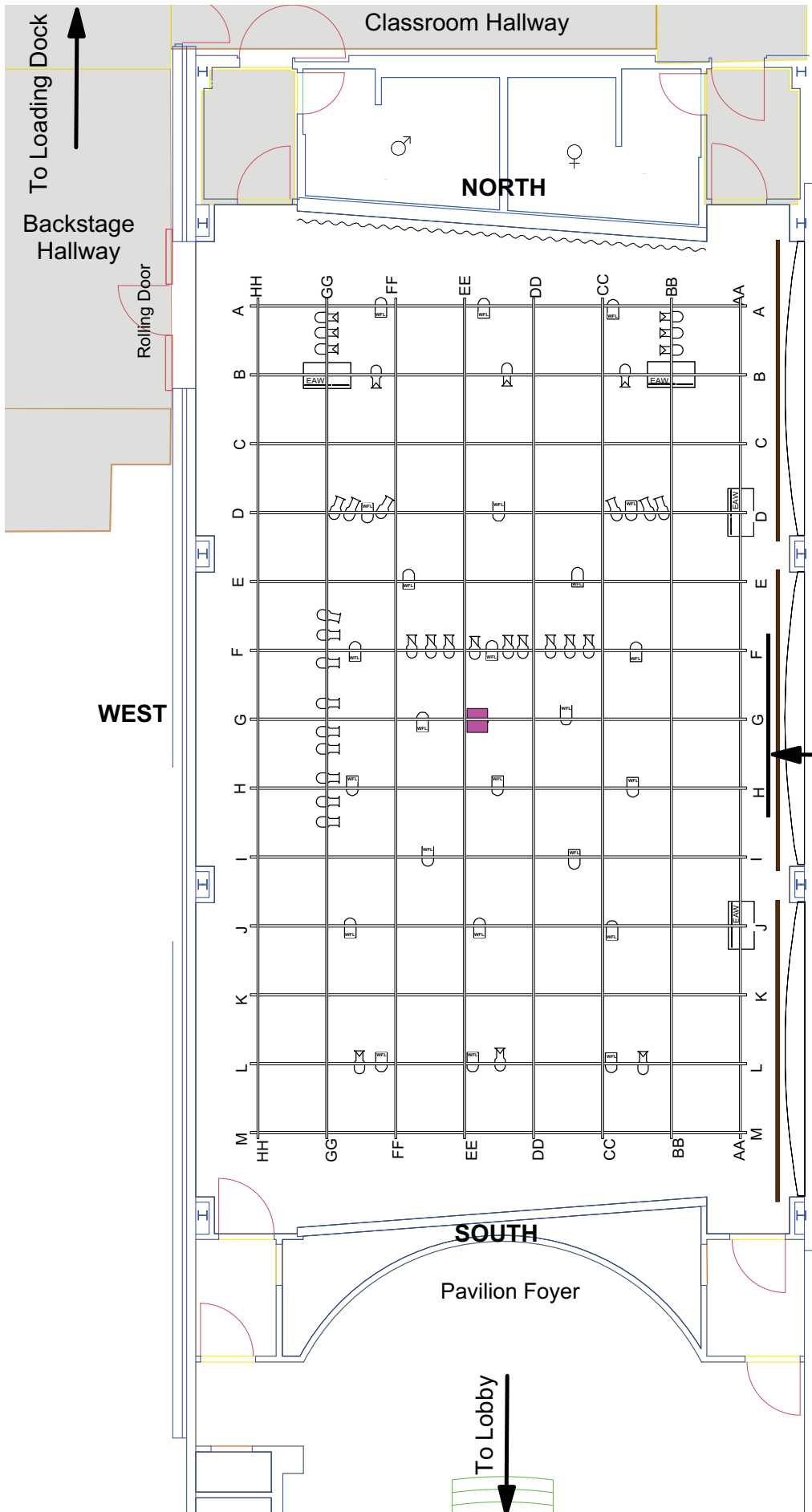
S-4 05° S-4 10° S-4 19° S-4 26° S-4 36° S-4 50°

Cohan Center Dressing Rooms and Backstage Layout





PAVILION 06-128
Dimensions



PAVILION 06-128

Sprung Wood Floor
Versalite Staging

Sound System:

Portable system

- Allen & Heath GLD 80
- 28 inputs
- On board efx and processing
- 4 U4D-M4 UHF Wireless receivers with 4 UR-2 hand held mic's
- Numark MP102 CD Player

Speakers flown from grid:

- 2-EAW ASR695e for stages on North wall
- 2-EAW ASR695e for stages on East wall

EAST

10 x 13 screen (drops down in front of brown curtains)

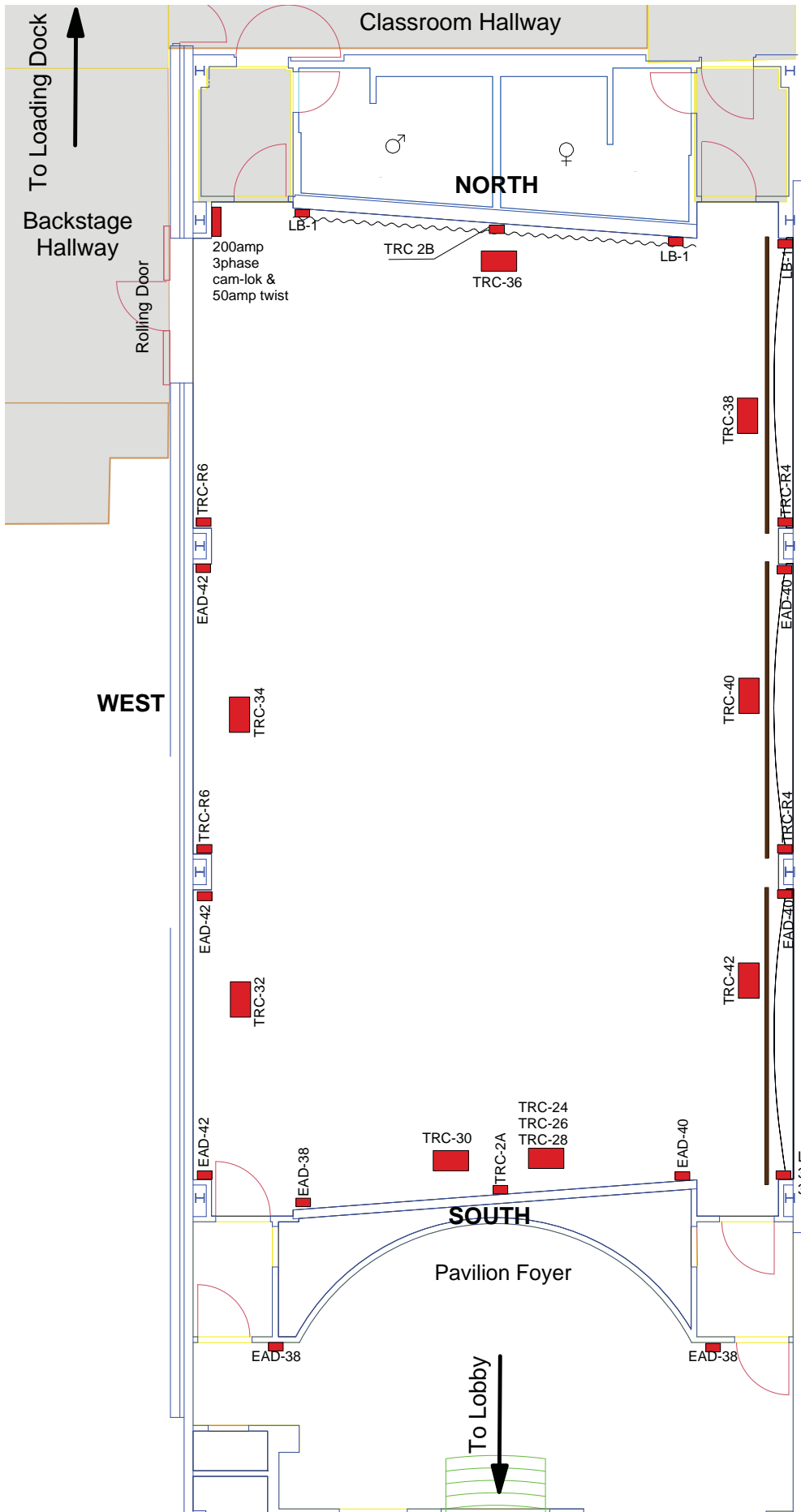
Pavilion Rep Plot Key

- S-4 05°
- S-4 10°
- S-4 19°
- S-4 26°
- S-4 36°
- S-4 50°
- Par 64 House lights
- Martin PAL 1200
- Epson 5.2K projector

Grid Height 24'2"

Pavilion Lighting Inventory:

- S-4 19°10
- S-4 26°20
- S-4 36°25
- S-4 50°25
- Par 64 WFL....24(house lights)



PAVILION 06-128

Electrical outlets with breaker panel information
20 amps per breaker except outlets as noted